

**ATTACHMENT A**

# ENROLMENT MANAGEMENT PLAN

## DARWIN MIDDLE SCHOOL

as at January 2018

*A school that has reached 85 per cent operating capacity must develop an Enrolment Management Plan as outlined in the [Enrolment Management and Priority Enrolment Guidelines](#). The school has 10 business days to submit its Enrolment Management Plan to the Regional Director for endorsement. Enrolment Management Plans are to be submitted to the Executive Director (North/South) for approval. Independent public school plans are approved by the Chief Executive, or delegate. Approved plans are to be published on the school's website.*

Darwin Middle School recognises its obligation to ensure students living within the priority enrolment area have access to educational services and facilities at this school. Current enrolments are at a level requiring the school to monitor closely on out-of-priority enrolment area enrolments to ensure that it meets its educational obligations to local students.

This Enrolment Management Plan is aligned with the Department of Education Enrolment Management and Priority Enrolment Guidelines and outlines the measures that are currently in force at Darwin Middle School.

### Operational capacity

The maximum operational capacity of the school is 1049 students which is agreed by the school and facilities branch.

Please note this is based on 39 fixed closed classrooms with capacity for 27 students and does not include:

- X4 Practice Room
- X1 Performance Room
- X1 Band/ Studio Room
- X1 Learning Resource Centre/ Computer Room
- X12 Study Pods
- X2 Interview Rooms

Neither does it take into consideration outdoor spaces where a minimum of 2 classrooms remain outdoors on every line.

The current number of enrolments at the school is 833 students but all students are yet to return but this number is the potential ceiling.

This equates to 79 per cent operational capacity if the other spaces identified are not deemed standard classrooms.

### Current statistics

Current student numbers by year level are:

*Complete the relevant section based on the school's student enrolments. PEA = priority enrolment area. Middle and senior secondary schools may also be required to provide statistics regarding student enrolments in subjects provided at the school.*

Darwin Middle School	Year level	Students from inside PEA	Students from outside PEA	Total students	No. of classrooms
	7	203	78	281	11
	8	166	84	250	10

	9	193	109	302	12
--	---	-----	-----	-----	----

### Specialised programs

Program Name	Details
<i>Students of High Performance (SOHP)</i>	<i>Select entry program mainly targeting students in feed as well as students from non-government sectors.</i>
<i>Elite Music program.</i>	<i>Select entry via audition to specialist music program to enhance music pathways within the Bullocky Point Education precinct.</i>

### Priority enrolment area

The priority enrolment area is outlined in the attached map. The number of students currently enrolled who reside outside the priority enrolment area is 271 students, 32% out of priority enrolment area.

### Population growth forecasts

Most of the major urban areas within the Northern Territory are projected to grow, although some areas are projected to experience relatively static population or a slight decline. The Northern Territory's population is projected to grow to between 227,700 and 308,700 in 2021.

The population of Darwin City is projected to experience some growth, increasing to 83,000 by 2021; however, the current trend of population decline in the northern suburbs accompanied by renewal in the inner city suburbs is projected to continue to a varying degree. In contrast, the population of Palmerston-East Arm is expected to double to between 36,600 and 42,000 by 2021.

### Assessment criteria

Enrolment applications for a student who **resides within** the priority enrolment area will be accepted. Parents who wish to enrol a child in the school must demonstrate, through proof of residential address that the student's primary place of residence is within the priority enrolment area.

All enrolment applications for students who **reside outside** the priority enrolment area will be assessed using the following criteria:

- (a) Siblings of current students at the school.
- (b) Satisfying select entry selection criteria.
- (c) Individual year level and subject level operational capacity.

### Priority enrolment area enrolment contingency

At this stage no further outside of feed enrolments enrolment applications are being considered ensuring space for any additional within feed enrolment requests.

## Enrolment management strategies

The following enrolment management strategies will apply while an Enrolment Management Plan is in force. We are however continuing to maintain enrolment levels as close as possible to optimal albeit we are not at 85%, (79% at present), capacity, and hence outside the audit requirement. That being said the school is presently inacting:

1. Strict adherence to the priority enrolment area assessment criteria for enrolments.
2. Meeting with Darwin City Schools Coalition to discuss enrolment management.

Additional strategies being undertaken by the school include:

- A. Recommending that free bus transport for students between Palmerston City and Darwin Middle School be reviewed.
- B. The school campus remains incomplete and when constructed late 2018 and throughout 2019 there will be less operational/capacity issues. The school also elects to run 4 double size classrooms as there is no school hall, but these spaces can be easily converted to create additional classrooms.
- C. The school has maintained non priority area enrolments below the last enrolment management plan which was reviewed in 2016.




## Date to be published

The Enrolment Management Plan for Darwin Middle School will be published upon approval on the Darwin Middle School website when required.

## Review

This Enrolment Management Plan if enacted will remain in force until enrolments fall to seventy-five per cent, or below, operational capacity. The plan is to be reviewed annually or more frequently if required to reflect a significant change in enrolments and/or the operational capacity of the school.

## Approval

Prepared by:		
Principal name and signature		22/02/2018
		Date
Endorsed by:		
Regional Director name and signature		22/02/2018
		Date
Approved by:		
Executive Director or Chief Executive name and signature		25/2/18
		Date